

Here's What You Need to Know About Working The World's 1st Talking Puzzles

Your packet includes 16 sheets: 1 instruction sheet plus 3 sheets for each of the 5 puzzles – a puzzle grid, a clues sheet and an answer key. All of the 5 Answer keys will be at the end of the packet, and you can print off individual pages as you choose and don't necessarily need to print the entire packet.

You have never worked puzzles like these before, so please read all of the instructions on this page.

Our TALKING puzzles generally contain 50 – 116 words/clues which may be single words or phrases, usually in the form of a story or narrative. It is our 'rule of thumb' to fill 98-100% of the 324 spaces in our 18 x 18" puzzles (with words from the clues sheet), and we usually squeeze between 360-380 characters into those 324 spaces.

This is not an easy task to design, and many hours are put into each puzzle to create as much fun, interesting, educational and challenging content as possible. In some of the puzzles there may be a few "extra" words in the clue list that may not pertain to the theme, and you can choose to do that portion of the puzzle, or not.

THE SCRAMBLED WORD FEATURE

Our unique and challenging Puzzles are not only word searches and narratives but most of them also contain hidden words to be unscrambled. You'll see that most of our puzzle grids have 7, 8 or 9 'empty' spaces. As you progress, these spaces will fill in, and when you have all the missing letters, you can unscramble them to form a 7, 8 or 9 letter word that is related to the theme of the puzzle in some way.

In a few puzzles, which we call 'Outside the Box' puzzles (labeled OB puzzles), one or even all of the missing letters are not part of the puzzle grid, but are actually located outside the grid. I.E. a word like 'house' may be missing either the 'h' or the 'e' because that letter is invisible, outside the box. The OB puzzles are more difficult, so depending on your age, ability, and desire, you can choose to solve this part of the puzzle, or not.

Instructions: USING OUR UNIQUE ANSWER KEYS / COORDINATED GRIDS

Because these word-search puzzles contain so many correct clues, it can be very confusing to try to circle all of them in an answer key, so we have designed a special key. You'll notice that all of our puzzle grids have numbers down the left side and across the top (co-ordinates). On your Clue sheet, however, you will see there are no co-ordinates, as that would give away the location (answers). The Answer sheets, however, have all the same clues listed with their co-ordinates (answers) so you can find the correct word or clue on the puzzle. The 'row' numbers go down the left side of the puzzle, while the 'column' numbers go across the top from west to east. The first number listed will always be the row #. The second number will always be the column # (i.e. 3-14 indicates row 3, column 14). That coordinate is where you will find the first letter of the clue, followed by the direction the clue goes – i.e., E, W, N, S, NW, NE, SE, and SW. Example: If a clue on the answer sheet says "Goat 5-9 NE" it means on row 5 (down the side), in column 9 (across the top), is the letter "G" and the remaining letters, 'oat' will go toward the North-East. So, like co-ordinates on a map, the first letter of your clue will be found where the Row # intersects with the Column #.

Here are a few helpful tips:

TIP # 1: We strongly suggest you read through the whole puzzle narrative before starting the puzzle as it will make solving the puzzle a lot easier (you'll see what we mean).

TIP # 2: Some puzzlers find it helpful to write the navigational directions NW, N, NE, E, SE, etc. on the edges of the grid before starting the puzzle.

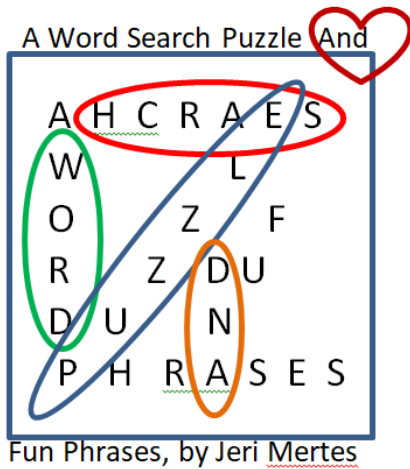
TIP # 3: Many letters on the grid are used multiple times (possibly even up to 8 times) so it can get very messy and difficult to find additional words. Thus, if you write the answers on the clue sheet, you eliminate the need to circle or highlight words (and save money on highlighters).

TIP # 4: There may be duplicates of some words, such as 'the,' or 'when' in any puzzle. Any one of the duplicates are acceptable answers, and you may need several of the same word (with different coordinates) to complete a puzzle. This is part of what makes these puzzles more challenging. BEWARE, however, of 'words' or 'phrases' on the puzzle that APPEAR to be the same, but are not. I.E., one clue might be 'the house,' another might be 'by the house,' while still another might be 'house' or 'houses'. Be sure you have the ENTIRE clue before writing the coordinates on the clue sheet. Always write the ROW number first, then the COLUMN number, plus the DIRECTION.

TIP # 5: If you peek at the answer sheet before starting the puzzle you will immediately see the 'hidden word, and lose the challenge of solving that portion of the puzzle.

The World's Only **Talking** Puzzles

Challenging Hidden Scramble Word Search Puzzles



“See You at the Top”

By Jeri Mertes

www.wordpuzzlesoutsidethebox.com

We think outside the box, so some of our puzzles will have one or more 'clues' with one or 2 letters extending beyond the 'grid'. These, of course, are not visible, so when you find one, write the missing letter(s) right outside the grid next to the word. **This puzzle has THREE LETTERS outside the box. Can you find them?**

	1	2	3	4	5	6	7	8	9	10	11	12	13	14	15	16	17	18
1	A	K	A	E	P	S	D	E	R	I	U	Q	E	R	E	R	E	W
2	N	H	E	A	R		P	I	H	S	R	A	L	O	H	C	S	E
3	E	E	A	C	H	Y	E	A	R	S	I	H	N	E	H	W	P	M
4	C	O	M	P	A	N	Y	A	W	A	R	D	E	D	S	U	I	E
5	D	O	Y	I	P	P	A	I	D	T	S	E	H	G	I	H	U	T
6	O	D	N	W	T	E	T	N	D	N	A	S	E	T	O	U	Q	G
7	T	T	N	V	E	T	E	I	M	E	T	U	T		T	S	N	I
8	E	A		A	E	T		K	V	T	H		T	O	P	I	N	Z
9	S	Y	F	Y	T	N	D	H	O	A	E	U	B	O	H	W	I	N
10	P	D	O	A	O	L	T	S	T	T	T	O	G	C	W	B	R	A
11	S	U	O	I	R	A	L	I	H	T	O	I	A	E	E	U	E	I
12	A	T	X	O	U	R		K	O	K	A	E	N	C	O	S	K	T
13	W	S	W	I	T	D	E	U	S	N	T	O	O	G	I	Z	A	S
14	R	E	H	C	A	E	T	E	H	T	S	M	M	I	H	C	E	I
15	H	A	D	L	E	B	E	S	T	S		L	L	E	R	I	P	R
16	D	T	L	2	W	A	S	D	N	A	E	R	E		N	I	S	H
17	O	A	A	W	I	T	H	S	L	A	I	T	N	E	D	E	R	C
18	S	S	I	H	F	O	E	N	O	S	E	C	N	E	I	D	U	A

Clues for “See You at the Top”

(Hidden Search Scramble)

Hidden Word: _____

<p>1 We met 2 Zig, 3 who 4 was 5 at that time, 6 the 7 highest 8 paid 9 speaker in 10 the world, 11 when his 12 company awarded 13 us 14 a 2 week 15 scholarship 16 to 17 study at 18 his 19 institute 20 in Dallas, 21 TX. 22 I had 23 heard 24 him 25 speak at 26 one of 27 the teacher’s 28 conventions</p>	<p>29 we 30 were required 31 to attend 32 each year 33 to keep 34 up 35 on 36 our 37 teaching 38 credentials 39 and 40 his 41 new 42 book, “See 43 You 44 at 45 the Top” 46 had 47 become a 48 huge 49 best-seller.</p>	<p>50 A Christian, Zig 51 was 52 sincere and 53 funny, 54 captivating his 55 audiences 56 with 57 quips, 58 quotes and 59 hilarious 60 anecdotes, 61 too!</p>
--	---	---

Key for “See You at the Top”

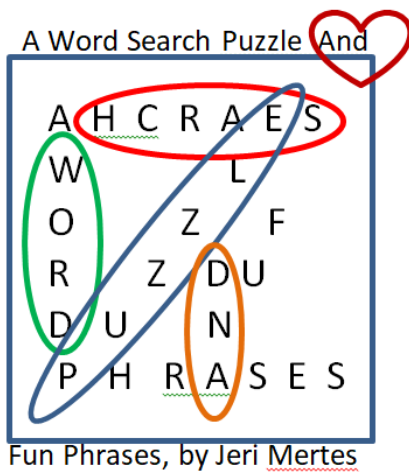
(Hidden Search Scramble)

Hidden Word: AUDIENCE

<p>1 We met 1-18S 2 Zig, 13-16W 3 who 9-16 W 4 was 13-1 N 5 at that time, 12-11 NW 6 the 7-11 S 7 highest 5-16 W 8 paid 5-6 E 9 speaker in 16-17 N 10 the world, 15-1 NE (OB) 11 when his 3-16 W 12 company awarded 4-1 E 13 us 4-16 W 14 a 2 week 17-3 NE 15 scholarship 2-17 W 16 to 16-2 SW 17 study at 13-2 N 18 his 14-15 SE 19 institute 7-18 W 20 in Dallas, 11-8 SW 21 TX. 12-2 E 22 I had 13-4 SW 23 heard 2-2 E 24 him 14-15 W 25 speak at 1-6 W (OB) 26 one of 18-9 W 27 the teacher’s 14-10 W (OB) 28 conventions 4-1 SE</p>	<p>29 we 6-4 SE 30 were required 1-18 W 31 to attend 12-2 NE 32 each year 3-2 E 33 to keep 10-10 NW 34 up 11-2 NW 35 on 10-5 NE 36 our 12-15 NE 37 teaching 13-11 NE 38 credentials 17-18 W 39 and 8-4 NW 40 his 18-4 W 41 new 12-13 NE 42 book, “See 9-13 SW 43 You 9-4 SW 44 at 8-4 SE 45 the Top” 8-10 E 46 had 15-1 E 47 become a 10-16 SW 48 huge 8-11 SE 49 best-seller. 15-6 E</p>	<p>50 A Christian, Zig 18-18 N 51 was 16-5 E 52 sincere and 16-17 W 53 funny, 9-3 N 54 captivating his 3-4 SE 55 audiences 18-18 W 56 with 17-4 E 57 quips, 6-17 N 58 quotes and 6-17 W 59 hilarious 11-9 W 60 anecdotes, 1-1 S 61 too! 13-11 E</p>
---	---	--

The World's Only **Talking** Puzzles

Challenging Hidden Scramble Word Search Puzzles



“After Marriage”

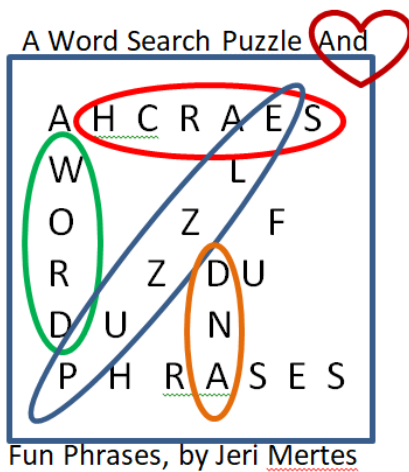
By Jeri Mertes

www.wordpuzzlesoutsidethebox.com

	1	2	3	4	5	6	7	8	9	10	11	12	13	14	15	16	17	18
1	Y	N	A	M	E	S	U	A	C	E	B	T	H	O	U	G	H	T
2	R	A		K	S	U	P	P	O	R	T	O	H	A	N	I	M	H
3	O	N	U	O	Y	R	E	T	F	A	T		T	O	S	A	A	A
4	D	D	I	D	U	O	Y	O	E	H	S	R	E		R	N	R	N
5	E	W	S	P	E	L	U	R	E	S	A	R	N	R	E	T	R	T
6	V	H	E	E	V	I	T	R	E	T	O	I	I	A	M	Z	I	H
7	O	A	L		A	K	R	C	S	F	O	A	C	E	E	I	A	E
8	L	T	B	P	H	E	R	R	E	P	G	H	H	B	M	G	G	Y
9	O	C	I	L	V	E	D	B	A	E	O	T	E		B	Z	E	D
10	H	O	S	E	T	O	T	E	H	M	J	U	S	T	E	I	S	E
11	W	U	S	T	N	H		A	I	W	T	E	S	H	R		U	V
12	E	N	O	E	G	O	P	T	H	R	X	E	D	E	N	L	A	E
13	N	T	P	I	M	P	N	A	T	P	R	N	G	L	O	A	C	I
14	O	S	R	Y	I	U	T	R	L	O	A	A	B	P	T	R	E	L
15	E	L	A		O	I	T	A	V	I	T	O	M	I	F	H	B	E
16	M	W	E	C	I	N	I	N	S	T	E	A	D	N	O	U	E	B
17	O	S	O	P	U	N	O	D	U	O	Y	O	U	G	O	T	O	M
18	S	T	O	P	S	E	L	L	I	N	G	N	I	Y	R	T	I	Y

The World's Only **Talking** Puzzles

Challenging Hidden Scramble Word Search Puzzles



“Be Prepared”

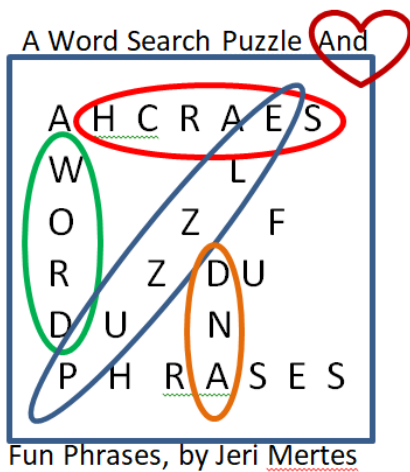
By Jeri Mertes

www.wordpuzzlesoutsidethebox.com

	1	2	3	4	5	6	7	8	9	10	11	12	13	14	15	16	17	18
1	T	H	A	V	E	D	U	T	I	T	A	R	G	A	N	D	L	C
2	H	S	U	O	Y	T	N	A	N	L	G	Y	S	E	D	I	W	O
3	I	O	R	F	S	A	O	Y	T	R	L	E	M	N	F	H	K	M
4	N	M	O	O	W	T	O	U	A	T	M	A	A	E	E	I	O	P
5	G	E	P	F	T	U	A	T	Q	O	I	G	T	N	N	S	O	A
6	S	P	U	S	W	N	I	R	C	E	N	T	O	E	O	A	L	S
7	L		D	A	F	T	E	S	T	I	T	P	U	D	G	D	D	S
8	I	E	N	I	U	I	S	M	L	H	P	I	R	D	E	V	I	I
9	K	T	A	D	K	E	O	L	L	O	E	A	R		E	I	A	O
10	E	T	E		C	T	E	G	R	A	W	L	O	O	T	C	S	N
11	D	Y	A	C	H	S	E	T	Y	R	N	H	P	S	V	E	E	N
12	N	B	U	E	P	T	U	F	O	T	U	O	W	I	I		H	I
13	U	S	R	O	W	N	I	F	U	D	I	A	S	I	N	H	F	N
14	O	S	T	H		Z	I	G	Z	I	G	L	A	R		G	T	W
15	F	S	A	T	U	B	H	G	U	O	N		P	L	E	H	H	O
16	O	T	Y		H	R	I	S	T	I	A	N	M	A	N	P	E	D
17	R	N	A	B	F	O	R	G	I	V	E	N	E	S	S	O	Y	H
18	P	N	N	O	J	T	A	R	A	P	E	R	P	S	T	E	E	M

The World's Only **Talking** Puzzles

Challenging Hidden Scramble Word Search Puzzles



“Criticized”

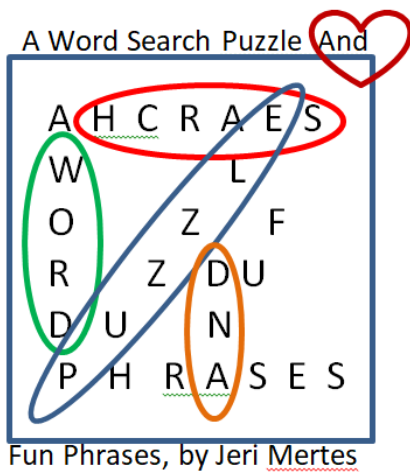
By Jeri Mertes

www.wordpuzzlesoutsidethebox.com

	1	2	3	4	5	6	7	8	9	10	11	12	13	14	15	16	17	18
1	O	U	T	A	E	F	E	D	M	O	R	F	A	I	L	U	R	E
2	H		T	H	E	N	S	E	R	E	H	W	D	E	K	A	T	M
3	S	E	P	A	S	W	H	E	R	E	P	E	W	M	O	B	N	O
4	I	M	H	U		O	Y	F	R	E	T	E	O	S	S	I		S
5	N	E	M	T	T	L	O	U	U	C	L	T	R	A	L	T	T	S
6	I	M	U	S	N	S	L	R	A	O		P	O	S	A	E	R	S
7	F	B	S	O	I	I	I	R	E	V	Y	T	O	N	O	I	O	E
8	U	E	Z	I	A	C	T	T	A	K	G	W	D	E	S	N	P	C
9	O	R	I	F	C	S	I	T	B	N	A	H	P	D	P	R	M	C
10	Y	E	G	S	I	I	I	T	I	E	S	E	O	B	E	I	I	U
11	E	A	Z	D	D	O	T	R	U	I	S	N	P	M		D	H	S
12	H	L	I	I	N	A	R	I	O	R	T	T	E	S	E	I	A	F
13	T	L	G	A	A	E	E	M	R	I	C	M	O	D	H	A	V	O
14	E	Y	L	S		V	A		S	C	B	E	D	O	T	S	E	E
15	H	L	A	E	A	F	H	W	Y	E	Y	A	N	E	V	E	N	T
16	D	O	R	H	T	A	H	T	R	O	T	B	S	T	A	R	T	S
17	N	S	H	E	O	E	I	F	Y	O	U		E	A	R	N	O	A
18	A	T	S	G	N	I	L	D	N	A	H	E	L	P	O	E	P	T

The World's Only **Talking** Puzzles

Challenging Hidden Scramble Word Search Puzzles



“RESPECT”

By Jeri Mertes

www.wordpuzzlesoutsidethebox.com

	1	2	3	4	5	6	7	8	9	10	11	12	13	14	15	16	17	18
1	T	S	E	T	A	E	R	G	S	D	L	R	O	W	E	H	T	O
2	A	F	E	W	Y	F	O	R	Z	I	G	Z	I	G	L	A		T
3	A	L	I	K	E	S	O	H	T	I	W	B	E	S	R		T	T
4	R	O	R	P	A	I	N	R	F	N	E	V	O		E	N	H	A
5	O	O	F	O	R	T	H	E	C	T	A	M	N	A	C	I	E	H
6	F	K	T		S	O	E	P	T	H	U	O	F	L	E	K	L	T
7	S	T	N	E	O	L	G	E	I	C	I		A	L	I	R	A	D
8	P	H	E	R	W	N	R	R	H	T	S	L	N	A	V	O	N	E
9	I	E	P	A	E	P	E	R	A	D	O		D	S	E	W	O	V
10	H		S	H	A	K	E	Z	I	M	N	F	I	R	D	L	I	E
11	S	U	T	R	A	S	I	K	E	E	W	S	R	A	E	Y	T	I
12	R	P	T	E	P	N	M	O	T	I	V	A	T	I	O	N	A	L
13	A	Z	P	E	A	S	A	Y	O	U	D	N	A	O	H	W	V	E
14	L	S	C	G	O	C	T	D		A	B	S	U	H	Y	M	I	B
15	O	T	R	N	H	W	H	I	S	O	M	E	G	R	E	A	T	E
16	H	O	G	I	O	E	M	I	T	D	E	L	L	E	P	S	O	H
17	C	S	L	O	V	E	I	S	N	T	W	O	R	U	O	Y	M	I
18	S	D	W	I	T	H	H	I	S	G	X	I	N	E	O	H	P	M

Clues for "After Marriage"

(Hidden Search Scramble)

Hidden Word: _____

<p>1 Motivational 2 giant Zig Ziglar 3 explains 4 his secret to 5 marriage happiness. 6 "Treat 7 your spouse 8 after you 9 get married 10 just 11 like 12 you did 13 right before 14 you got 15 married. 16 So 17 Stop selling 18 and 19 start 20 helping." 21 Instead 22 of 23 trying 24 to</p>	<p>25 rack 26 up 27 points 28 in a 29 marriage, 30 remember not 31 to count 32 what 33 you do, 34 but 35 you 36 do 37 what counts. 38 And 39 support 40 each 41 other 42 because many 43 people 44 have 45 done 46 way 47 more 48 than they</p>	<p>49 ever 50 thought 51 possible 52 because 53 someone who loved 54 them 55 believed 56 in 57 them.</p>
--	---	--

Clues for "BE PREPARED"

(Hidden Search Scramble)

Hidden Word: _____

<p>1 Zig Ziglar, 2 one 3 of 4 my personal mentors, 5 said 6 some pretty 7 profound 8 things like, 9 " Success comes 10 when opportunity 11 meets preparation." 12 And 13 he 14 said, 15 "Stop selling and 16 start helping. 17 You 18 can 19 get all 20 you want 21 out of 22 life 23 if 24 you 25 help enough 26 others 27 to 28 get what 29 they 30 want".</p>	<p>31 But 32 my 33 favorite quote 34 by 35 this 36 Christian man 37 is 38 his advice 39 to 40 have 41 an 42 attitude 43 of 44 gratitude. 45 He said, "Look 46 back 47 in 48 forgiveness, 49 forward</p>	<p>50 in 51 hope, 52 down in 53 compassion 54 and up 55 with 56 gratitude." 57 Amen!</p>
--	---	--

Clues for “Criticized”

(Hidden Search Scramble) Hidden Word: _____

1 The 2 famous 3 motivational 4 speaker, 5 Zig Ziglar, 6 puts it best 7 when 8 he 9 is 10 referring to 11 people handling 12 criticism 13 and 14 failure, 15 too. 16 He said, 17 “Don’t 18 be 19 distracted 20 by criticism. 21 Remember 22 the 23 only 24 taste of success some	25 people 26 have 27 is when 28 they 29 take 30 a bite 31 out 32 of 33 you”. 34 He 35 also 36 said, 37 “Remember 38 that 39 failure 40 is 41 an event, 42 not a 43 person 44 and 45 so 46 if you learn 47 from defeat 48 then	49 you 50 haven’t 51 really lost”. 52 And he 53 added, 54 “But 55 where 56 you 57 start 58 is 59 not 60 as 61 important 62 as where 63 you finish”.
---	--	---

Clues for "RESPECT"

(Hidden Search Scramble)

Hidden Word: _____

<p>1 I have 2 so much respect 3 for zig zaglar. 4 Who 5 I feel was 6 the world's greatest 7 motivational 8 speaker 9 for the 10 better part 11 of 12 ninety-two 13 years. 14 My husband 15 and I 16 received 17 two 18 scholarships for a 19 week 20 with 21 him 22 in 23 Dallas 24 and 25 then 26 spent 27 a few 28 years 29 working</p>	<p>30 with his 31 organization 32 teaching 33 his 34 "I can" 35 program 36 for children 37 in 38 the 39 Phoenix 40 AZ 41 area. 42 If 43 you'd 44 like 45 some great 46 motivational 47 songs</p>	<p>48 for 49 your 50 kids, 51 look them up. 52 He believed that to 53 a child, 54 love is 55 spelled T.I.M.E.</p>
---	--	---

Answer Key for “After Marriage”

(Hidden Search Scramble)

Hidden Word: COURTING

<p>1 Motivational 15-13 W 2 giant Zig Ziglar 1-16 S 3 explains 11-12 SW 4 his secret to 2-13 SW 5 marriage happiness. 2-17 SW 6 “Treat 6-7 NE 7 your spouse 3-5 SE 8 after you 3-10 W 9 get married 13-13 NW 10 just 10-11 E 11 like 5-6 S 12 you did 4-7 W 13 right before 14-3 NE 14 you got 17-11 E 15 married. 15-13 NW 16 So 3-15 W 17 Stop selling 18-1 E 18 and 2-2 S 19 start 7-9 E 20 helping.” 11-14 S 21 Instead 16-7 E 22 of 16-15 N 23 trying 18-16 W 24 to 13-9 SE</p>	<p>25 rack 2-1 E 26 up 17-5 W 27 points 8-10 NE 28 in a 2-16 W 29 marriage, 2-17 S 30 remember not 4-15 S 31 to count 18-2 NE 32 what 11-10 SW 33 you do, 17-11 W 34 but 8-14 S 35 you 18-18 NW 36 do 4-1 N 37 what counts. 5-2 S 38 And 14-11 NE 39 support 2-5 E 40 each 5-15 SW 41 other 2-12 SW 42 because many 1-11W 43 people 5-4 S 44 have 8-5 N 45 done 9-7 SW 46 way 16-2 NE 47 more 13-5 NE 48 than they 1-18 S</p>	<p>49 ever 10-4 NE 50 thought 1-12 E 51 possible 13-3 N 52 because 15-17 N 53 someone who loved 18-1 N 54 them 9-12 NE 55 believed 16-18 N 56 in 16-5 E 57 them. 14-15 SE</p>
--	---	---

Answer Key for “BE PREPARED”

(Hidden Search Scramble)

Hidden Word: **P R A C T I C E**

<p>1 Zig Ziglar, 14-6 E 2 one 6-15 N 3 of 4-4 S 4 my personal mentors, 18-18 NW 5 said 13-13 W 6 some pretty 2-2 S 7 profound 18-1 N 8 things like, 1-1 S 9 “ Success comes 13-2 NE 10 when opportunity 2-17 SW 11 meets preparation.” 18-18 W 12 And 1-14 E 13 he 17-18 NW 14 said, 6-4 S 15 “Stop selling and 15-2 NE 16 start helping. 3-5 SE 17 You 11-9 S 18 can 16-4 SW 19 get all 7-15 NW 20 you want 3-8 SW 21 out of 12-12 W 22 life 1-17 SW 23 if 8-4 NE 24 you 2-5 W 25 help enough 15-16 W 26 others 9-7 SW 27 to 18-15 NE 28 get what 10-8 SW 29 they 14-17 S 30 want”. 4-5 NE</p>	<p>31 But 15-6 W 32 my 3-13 NW 33 favorite quote 13-17 NW 34 by 17-4 NW 35 this 14-17 NW 36 Christian man 16-4 E 37 is 8-6 E 38 his advice 3-16 S 39 to 10-15 W 40 have 1-2 E 41 an 17-3 W 42 attitude 2-8 SW 43 of 4-3 NE 44 gratitude. 2-11 SW 45 He said, “Look 12-17 N 46 back 12-2 NE 47 in 13-7 W 48 forgiveness, 17-5 E 49 forward 13-8 NE</p>	<p>50 in 1-9 S 51 hope, 11-12 NE 52 down in 16-18 N 53 compassion 1-18 S 54 and up 9-3 N 55 with 12-13 SE 56 gratitude.” 1-13 W 57 Amen! 4-12 NE</p>
---	---	--

Answer Key for “Criticized”

(Hidden Search Scramble) Hidden Word: FAILURES

<p>1 The 14-15 N 2 famous 15-6 NE 3 motivational 3-14 SW 4 speaker, 12-14 NW 5 Zig Zigar, 8-3 S 6 puts it best 3-4 SE 7 when 8-12 S 8 he 15-7 NE 9 is 7-16 SW 10 referring to 16-3 NE 11 people handling 18-17 W 12 criticism 13-11 NW 13 and 13-5 N 14 failure, 9-4 NE 15 too. 12-12 SE 16 He said, 16-4 N 17 “Don’t 9-14 SW 18 be 10-14 E 19 distracted 11-4 NE 20 by criticism. 16-12 NW 21 Remember 9-16 SW 22 the 5-4 NW 23 only 7-4 NE 24 taste of success some 18-18 N</p>	<p>25 people 9-15 NW 26 have 16-4 NE 27 is when 13-10 SW 28 they 13-1 N 29 take 2-17 W 30 a bite 2-16 S 31 out 1-1- E 32 of 5-7 NE 33 you”. 7-11 NW 34 He 17-3 E 35 also 6-15 N 36 said, 14-16 N 37 “Remember 2-2 S 38 that 16-8 W 39 failure 1-12 E 40 is 10-5 W 41 an event, 15-12 E 42 not a 18-9 NE 43 person 3-11 SE 44 and 6-15 SW 45 so 16-18 SW 46 if you learn 17-7 E 47 from defeat 1-12 W 48 then 2-3 E</p>	<p>49 you 15-9 SE 50 haven’t 11-17 S 51 really lost”. 9-2 S 52 And he 18-1 N 53 added, 15-12 NE 54 “But 7-2 NE 55 where 2-12 W 56 you 4-7 W 57 start 16-13 E 58 is 10-16 SW 59 not 18-5 N 60 as 5-14 N 61 important 10-17 N 62 as where 3-4 E 63 you finish”. 10-1 N</p>
---	--	--

Answer Key for “RESPECT”

(Hidden Search Scramble)

Hidden Word: A D M I R I N G

1 I have 7-9 NE 2 so much respect 3-14 SW 3 for zig zaglar. 2-6 E 4 Who 13-16 W 5 I feel was 3-10 SW 6 the world's greatest 1-17 W 7 motivational 17-17 N 8 speaker 14-2 NE 9 for the 5-3 E 10 better part 3-12 SW 11 of 9-11 SE 12 ninety-two 8-13 SW 13 years. 11-16 W 14 My husband 14-16 W 15 and I 7-13 S 16 received 3-15 S 17 two 17-10 E 18 scholarships for a 18-1 N 19 week 11-11 W 20 with 3-11 W 21 him 16-18 S 22 in 3-10 S 23 Dallas 4-14 S 24 and 13-13 W 25 then 11-3 NE 26 spent 10-3 N 27 a few 2-1 E 28 years 2-5 S 29 working 9-16 N	30 with his 18-3 S 31 organization 16-2 NE 32 teaching 11-3 SE 33 his 15-7 E 34 "I can" 5-16 W 35 program 4-4 SE 36 for children 2-6 SE 37 in 4-6 E 38 the 3-17 S 39 Phoenix 18-17 W 40 AZ 13-1 E 41 area. 9-4 N 42 If 7-12 NE 43 you'd 13-8 E 44 like 3-2 E 45 some great 15-9 E 46 motivational 12-7 E 47 songs 13-6 SW	48 for 6-1 NE 49 your 17-16 W 50 kids, 11-8 NE 51 look them up. 3-2 S 52 He believed that to 16-18 N 53 a child, 13-7 SW 54 love is 17-3 E 55 spelled T.I.M.E. 16-16 W
--	--	---